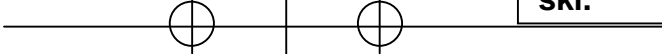



Match to tip/tail center line on ski.

**Fritschi Diamir series binding template**  
©WildSnow.com 2005, publication by permission only.  
**Caution, check layout with actual binding screw holes before drilling ski.**



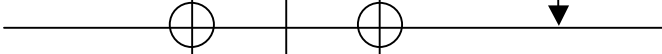
Front Toe and Plate Template

To Ski Tip



Printing scale check, this box should measure 1 x1 inch

Separate heel and toe unit templates with scissors. Locate on ski using these distances per arrows:  
Small binding: 306 mm  
Medium binding: 341 mm  
Large binding: 371 mm



Rear Heel Unit Template

To Ski Tail

Match to tip/tail center line on ski.

Recommendations and diagrams suggested herein are opinions only, and author takes no responsibility for, nor makes any warranty that the suggested templates conform to manufacturers suggested guidelines, or would conform to the requirements of some skiers, or to the varied terrain some skiers choose to ski. Use at your own risk. No warranty, expressed or implied.

